



February 26 - 28, 2010 Phillip Island, Australia  
**SUPPORT CLASS RESULTS**  
**LINFOX AUSTRALIAN SUPERSTOCK 600**

**Race 2**

Date: 27/02/10  
 Event: R03  
 Weather: Fine & partly cloudy - Temp: 20.9C  
 Track: Wet patches- Temp: 11.0C

Started at: 08:26:45  
 Laps: 8  
 Starters: 28  
 Printed at: 8:48

**PROVISIONAL RESULTS**

Pos	No	Gr	Name	Machine	Laps	Race Time	Behind	Fastest Lap	On Lap
1	4	C	Aaron MORRIS (NSW)	Yamaha YZF-R6	8	13:35.495		1:39.837	5
2	20	C	Matthew WALTERS (NSW)	Kawasaki ZX6R	8	13:42.118	6.623	1:40.689	4
3	29	C	Jesse AUSTIN (NSW)	Yamaha YZF-R6	8	13:57.773	22.278	1:42.470	5
4	46	C	Michael JONES (QLD)	Yamaha YZF-R6	8	13:58.012	22.517	1:42.157	5
5	28	C	Carew DICKINSON (NSW) / Col's Motorcycles	Yamaha YZF-R6	8	13:58.077	22.582	1:43.044	8
6	21	C	Nicholas WATERS (VIC)	Suzuki GSXR	8	13:58.357	22.862	1:42.677	8
7	77	C	Terry BURNS (NSW)	Yamaha YZF-R6	8	14:10.131	34.636	1:44.681	5
8	43	C	Bryce VAN HOOFF (VIC) / Mornington Kawasaki	Kawasaki ZX6R	8	14:15.963	40.468	1:45.019	6
9	31	D	James BECK (NSW) / Evermil Pty Ltd	Yamaha YZF-R6	8	14:18.695	43.200	1:44.567	5
10	26	C	Aaron DOWNIE (NSW)	Kawasaki ZX6R	8	14:18.992	43.497	1:45.528	3
11	68	C	Amy O'MARA (NSW) / Yamaha Racing Team	Yamaha YZF-R6	8	14:24.263	48.768	1:46.037	3
12	37	C	Ross GURD (VIC)	Suzuki GSXR	8	14:25.617	50.122	1:46.112	7
13	75	D	Colin LEWIS (NSW)	Suzuki GSXR	8	14:33.653	58.158	1:46.638	5
14	22	C	Nathan HOUTERMAN (QLD)	Yamaha YZF-R6	8	14:34.119	58.624	1:47.268	4
15	34	C	James MUTTON (QLD) / Brisbane Motorcycles	Honda CBR RR	8	14:35.301	59.806	1:46.742	5
16	16	D	Asher DAVIS (NSW)	Yamaha YZF-R6	8	14:45.224	1:09.729	1:47.461	5
17	24	D	Matt TOOLEY (NSW)	Kawasaki ZX6R	8	14:46.029	1:10.534	1:47.750	6
18	76	D	Adam WHITTAKER (QLD)	Honda CBR RR	8	14:48.681	1:13.186	1:48.470	7
19	12	C	Dean SCHMIDT (VIC)	Suzuki GSXR	8	14:49.519	1:14.024	1:47.829	7
20	15	D	Adam HENNESSY (NSW)	Yamaha YZF-R6	8	14:53.072	1:17.577	1:48.125	6
21	71	C	Scott GAPPS (NSW)	Suzuki GSXR	8	14:55.058	1:19.563	1:48.746	6
22	41	C	Sebastian MONTAGU (WA)	Yamaha YZF-R6	8	14:55.755	1:20.260	1:48.966	6
23	40	D	Jake RALPH (QLD)	Yamaha YZF-R6	8	14:58.703	1:23.208	1:50.333	2
24	67	D	Alexander PICKETT (NSW)	Triumph Daytona	7	13:44.283	1 Lap	1:52.725	4
25	13	C	Paul CASTLING (WA)	Honda CBR RR	7	14:02.545	1 Lap	1:58.122	2
DNF	56	C	Mark WILKINSON (VIC)	Kawasaki ZX6R	7	12:30.052	1 Lap	1:45.380	5
DNF	93	C	Adrian DI GIANDOMENICO (VIC) / Stafford Motorcycles	Yamaha YZF-R6	7	12:47.150	1 Lap	1:45.054	6
DNF	52	C	Ryan YANKO (QLD)	Honda CBR RR	4	7:32.242	4 Laps	1:48.983	4


Fastest Lap was 1:39.837 by Aaron MORRIS (NSW)

New race lap record for STK600 class - Previous: 1:40.156 by Patrick MEDCALF (NSW) on a Yamaha R6 600 set on 16/11/08

\*\*\* Rider 16 (Asher DAVIS (NSW)) - 10 second penalty imposed by Clerk of Course for jumped start \*\*\*

The results are provisional until the end of the time limit for protests and appeals.

  
 Chief Time Keeper - Scott Laing

  
 Clerk of Course - Peter Smith

Computime Race Timing Systems Pty Ltd © 1996-2008  
 Licensed to Computime Race Timing Systems

[www.computime.com.au](http://www.computime.com.au)

**COMPUTIME RACE TIMING SYSTEMS PTY LTD**

9 Timber Lane, Glen Waverley, Vic 3150. Ph : 0418 17 13 17

E-mail : [scott@computime.com.au](mailto:scott@computime.com.au)





February 26 - 28, 2010 Phillip Island, Australia  
**SUPPORT CLASS RESULTS**  
**LINFOX AUSTRALIAN SUPERSTOCK 600**

**Race 2**

Date: 27/02/10  
 Event: R03  
 Weather: Fine & partly cloudy - Temp: 20.9C  
 Track: Wet patches- Temp: 11.0C

Started at: 08:26:45  
 Laps: 8  
 Starters: 28  
 Printed at: 8:48


**PROVISIONAL LAP TIMES**

No	Name	Lap 1	Lap 2	Lap 3	Lap 4	Lap 5	Lap 6	Lap 7	Lap 8
4	Aaron MORRIS (NSW)	1:48.045	1:41.943	1:40.853	1:39.966	<b>1:39.837</b>	1:40.411	1:41.727	1:42.110
12	Dean SCHMIDT (VIC)	1:57.986	1:50.433	1:51.617	1:50.233	1:50.320	1:48.537	<b>1:47.829</b>	1:48.887
13	Paul CASTLING (WA)	2:03.252	<b>1:58.122</b>	1:58.605	1:58.207	2:00.804	1:59.843	1:58.973	
15	Adam HENNESSY (NSW)	1:59.836	1:52.988	1:51.304	1:50.332	1:49.384	<b>1:48.125</b>	1:48.716	1:48.464
16	Asher DAVIS (NSW)	1:44.332	1:48.371	1:47.937	1:47.596	<b>1:47.461</b>	1:47.760	1:48.202	1:49.560
20	Matthew WALTERS (NSW)	1:47.590	1:41.897	1:40.873	<b>1:40.689</b>	1:41.299	1:42.790	1:43.148	1:42.749
21	Nicholas WATERS (VIC)	1:50.464	1:45.894	1:44.152	1:43.615	1:43.348	1:43.242	1:42.880	<b>1:42.677</b>
22	Nathan HOUTERMAN (QLD)	1:54.650	1:48.406	1:48.361	<b>1:47.268</b>	1:47.722	1:48.003	1:48.146	1:48.086
24	Matt TOOLEY (NSW)	1:58.554	1:50.495	1:50.061	1:48.903	1:47.778	<b>1:47.750</b>	1:48.722	1:50.539
26	Aaron DOWNIE (NSW)	1:52.611	1:46.707	<b>1:45.528</b>	1:46.199	1:46.149	1:45.790	1:45.656	1:47.192
28	Carew DICKINSON (NSW)	1:48.178	1:43.955	1:44.887	1:44.904	1:43.775	1:43.755	1:43.853	<b>1:43.044</b>
29	Jesse AUSTIN (NSW)	1:50.810	1:45.260	1:44.372	1:43.418	<b>1:42.470</b>	1:42.797	1:43.371	1:43.610
31	James BECK (NSW)	1:54.113	1:46.912	1:45.353	1:46.655	<b>1:44.567</b>	1:44.597	1:45.447	1:48.205
34	James MUTTON (QLD)	1:57.435	1:49.272	1:47.853	1:46.853	<b>1:46.742</b>	1:46.838	1:49.024	1:48.231
37	Ross GURD (VIC)	1:52.450	1:46.482	1:46.772	1:47.718	1:46.308	1:46.548	<b>1:46.112</b>	1:50.341
40	Jake RALPH (QLD)	1:57.156	<b>1:50.333</b>	1:51.393	1:50.553	1:50.553	1:50.866	1:51.120	1:52.586
41	Sebastian MONTAGU (WA)	1:59.545	1:52.588	1:51.433	1:50.251	1:50.019	<b>1:48.966</b>	1:49.172	1:49.659
43	Bryce VAN HOOFF (VIC)	1:52.517	1:47.281	1:46.360	1:45.492	1:45.134	<b>1:45.019</b>	1:45.561	1:45.909
46	Michael JONES (QLD)	1:50.717	1:45.663	1:44.729	1:42.988	<b>1:42.157</b>	1:42.979	1:43.876	1:42.814
52	Ryan YANKO (QLD)	1:58.062	1:50.234	1:50.934	<b>1:48.983</b>				
56	Mark WILKINSON (VIC)	1:51.417	1:46.700	1:46.151	1:46.222	<b>1:45.380</b>	1:46.035	1:45.551	
67	Alexander PICKETT (NSW)	2:06.826	1:56.191	1:54.699	<b>1:52.725</b>	1:57.243	1:54.715	1:55.865	
68	Amy O'MARA (NSW)	1:54.666	1:46.986	<b>1:46.037</b>	1:46.538	1:46.299	1:46.683	1:46.391	1:48.080
71	Scott GAPPS (NSW)	1:59.744	1:52.857	1:50.315	1:49.855	1:49.378	<b>1:48.746</b>	1:49.352	1:50.710
75	Colin LEWIS (NSW)	1:54.841	1:48.028	1:47.513	1:47.223	<b>1:46.638</b>	1:47.554	1:50.384	1:48.197
76	Adam WHITTAKER (QLD)	1:58.968	1:50.603	1:50.507	1:49.622	1:48.828	1:48.916	<b>1:48.470</b>	1:49.029
77	Terry BURNS (NSW)	1:50.896	1:45.934	1:45.910	1:44.865	<b>1:44.681</b>	1:45.184	1:45.869	1:45.453
93	Adrian DI GIANDOMENICO (VIC)	2:04.588	1:50.630	1:46.756	1:46.835	1:45.789	<b>1:45.054</b>	1:45.661	

\*\*\* Rider 16 (Asher DAVIS (NSW)) - 10 second penalty imposed by Clerk of Course for jumped start \*\*\*

The results are provisional until the end of the time limit for protests and appeals.

  
 Chief Time Keeper - Scott Laing

  
 Clerk of Course - Peter Smith

Computime Race Timing Systems Pty Ltd © 1996-2008  
 Licensed to Computime Race Timing Systems


[www.computime.com.au](http://www.computime.com.au)

**COMPUTIME RACE TIMING SYSTEMS PTY LTD**

9 Timber Lane, Glen Waverley, Vic 3150. Ph : 0418 17 13 17

E-mail : [scott@computime.com.au](mailto:scott@computime.com.au)





February 26 - 28, 2010 Phillip Island, Australia  
**SUPPORT CLASS RESULTS**  
**LINFOX AUSTRALIAN SUPERSTOCK 600**

**Race 2**

Date: 27/02/10  
 Event: R03  
 Weather: Fine & partly cloudy - Temp: 20.9C  
 Track: Wet patches- Temp: 11.00


Started at: 08:26:45  
 Laps: 8  
 Starters: 28  
 Printed at: 8:48


**PROVISIONAL FASTEST LAPS SEQUENCE**

Lap	Race Pos	No	Name	Machine	Fastest Lap	On Lap
1	1	4	Aaron MORRIS (NSW)	Yamaha YZF-R6	1:48.045	1
1	2	20	Matthew WALTERS (NSW)	Kawasaki ZX6R	1:47.590	1
2	1	20	Matthew WALTERS (NSW)	Kawasaki ZX6R	1:41.897	2
3	1	20	Matthew WALTERS (NSW)	Kawasaki ZX6R	1:40.873	3
3	2	4	Aaron MORRIS (NSW)	Yamaha YZF-R6	1:40.853	3
4	1	4	Aaron MORRIS (NSW)	Yamaha YZF-R6	1:39.966	4
5	1	4	Aaron MORRIS (NSW)	Yamaha YZF-R6	1:39.837	5

\*\*\* Rider 16 (Asher DAVIS (NSW)) - 10 second penalty imposed by Clerk of Course for jumped start \*\*\*

The results are provisional until the end of the time limit for protests and appeals.

  
 Chief Time Keeper - Scott Laing

  
 Clerk of Course - Peter Smith


Computime Race Timing Systems Pty Ltd © 1996-2008  
 Licensed to Computime Race Timing Systems

[www.computime.com.au](http://www.computime.com.au)

**COMPUTIME RACE TIMING SYSTEMS PTY LTD**

9 Timber Lane, Glen Waverley, Vic 3150. Ph : 0418 17 13 17

E-mail : [scott@computime.com.au](mailto:scott@computime.com.au)





February 26 - 28, 2010 Phillip Island, Australia  
**SUPPORT CLASS RESULTS**  
**LINFOX AUSTRALIAN SUPERSTOCK 600**

**Race 2**

Date: 27/02/10  
 Event: R03  
 Weather: Fine & partly cloudy - Temp: 20.9C  
 Track: Wet patches- Temp: 11.0C

Started at: 08:26:45  
 Laps: 8  
 Starters: 28  
 Printed at: 8:48

**PROVISIONAL LAP CHART**

Grid	1	2	3	4	5	6	7	8
4	4	20	20	4	4	4	4	4
20	20	4	4	20	20	20	20	20
93	28	28	28	28	28	29	29	29
77	77	29	29	29	29	28	28	46
29	29	77	21	46	46	46	46	28
28	21	21	46	21	21	21	21	21
46	46	46	77	77	77	77	77	77
21	56	56	56	56	56	43	56	43
31	43	37	26	26	43	56	43	31
68	37	26	37	43	26	31	31	26
56	26	43	43	31	31	26	26	68
43	31	31	31	37	37	37	37	37
37	68	68	68	68	68	68	68	75
26	75	75	75	75	75	75	75	22
24	22	22	16	22	16	16	16	16
34	16	16	22	16	22	22	22	34
75	34	34	34	34	34	34	34	24
22	40	40	24	93	93	93	93	76
67	12	12	40	24	24	24	24	12
12	24	24	52	52	76	76	76	15
15	52	52	12	76	40	12	12	71
16	76	76	93	40	12	71	71	41
76	41	41	76	12	71	40	15	40
27	15	71	71	71	15	15	41	
71	71	15	41	41	41	41	40	
41	93	93	15	15	67	67	67	
52	13	13	67	67	13	13	13	
40	67	67	13	13				
13								

\*\*\* Rider 16 (Asher DAVIS (NSW)) - 10 second penalty imposed by Clerk of Course for jumped start \*\*\*

The results are provisional until the end of the time limit for protests and appeals.

*Scott Laing*  
 Chief Time Keeper - Scott Laing

*Peter Smith*  
 Clerk of Course - Peter Smith

Computime Race Timing Systems Pty Ltd © 1996-2008  
 Licensed to Computime Race Timing Systems

[www.computime.com.au](http://www.computime.com.au)

**COMPUTIME RACE TIMING SYSTEMS PTY LTD**

9 Timber Lane, Glen Waverley, Vic 3150. Ph : 0418 17 13 17

E-mail : [scott@computime.com.au](mailto:scott@computime.com.au)

